

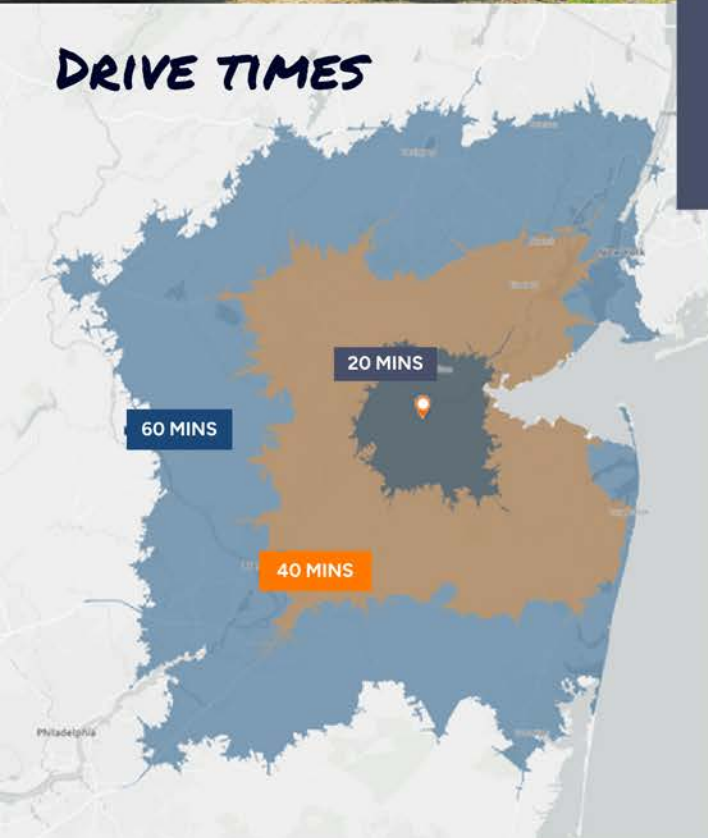


40C COTTERS LANE

EAST BRUNSWICK, NJ

4,800 SF

DRIVE TIMES



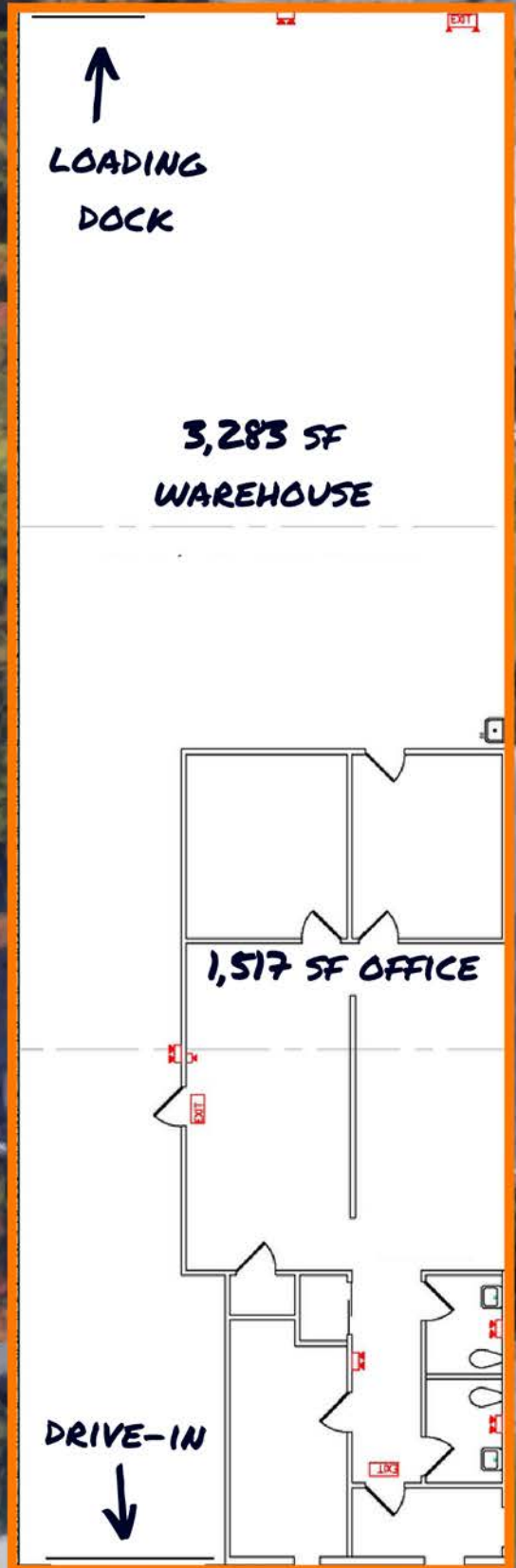

- 1,517 SF OFFICE
- 3,283 SF WAREHOUSE
- BUILT IN 1976
- ONE (1) LOADING DOCK
- ONE (1) DRIVE-IN
- CLEAR SPAN
- 22' CLEAR HEIGHT
- .33/3,000 SPRINKLER SYSTEM
- 200 AMP, 480V ELECTRICAL SERVICE
- TOTAL BUILDING 38,400 SF

3D TOUR  **COMING SOON**

40C COTTERS LANE

EAST BRUNSWICK, NJ

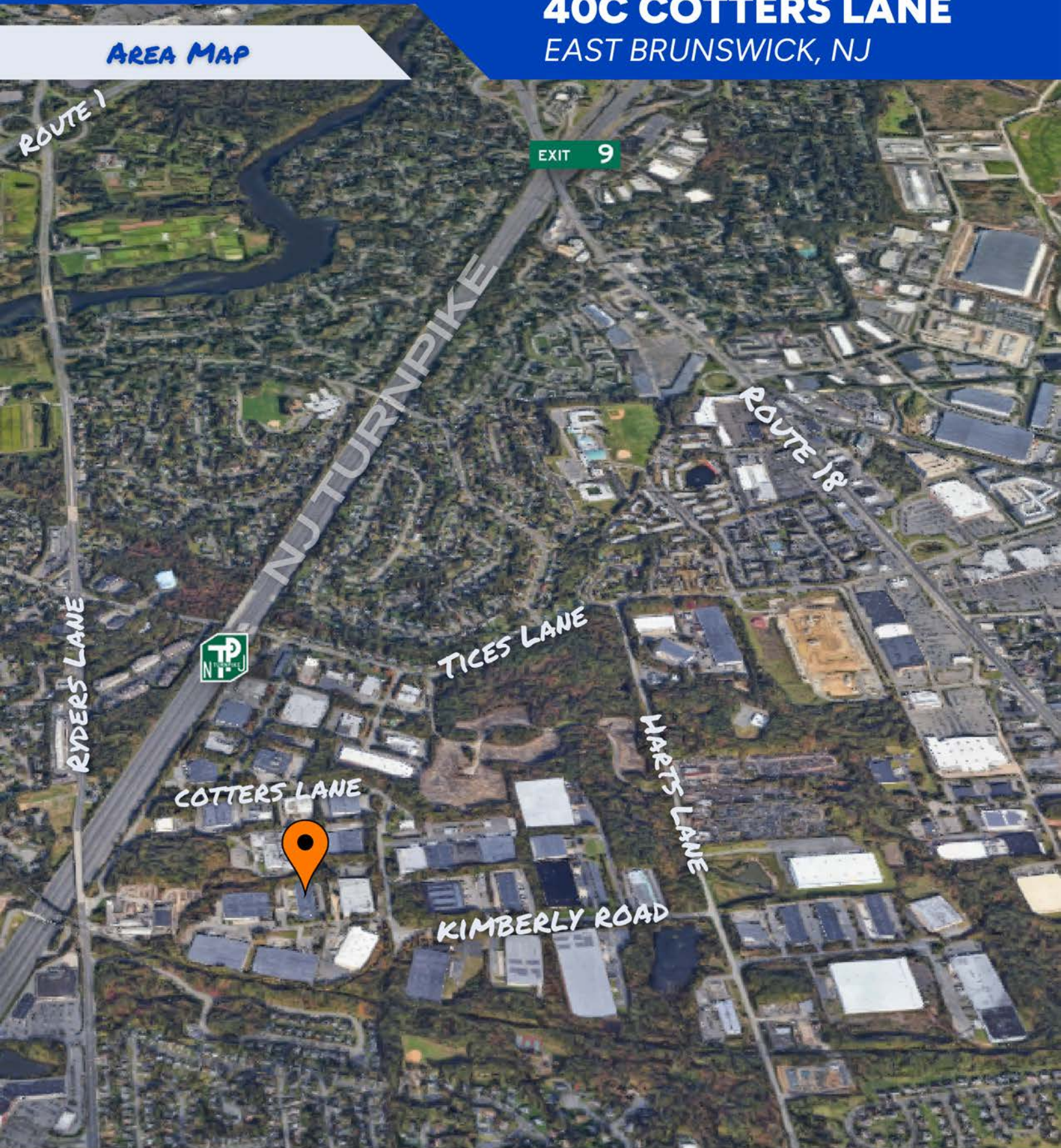
SITE PLAN



40C COTTERS LANE

EAST BRUNSWICK, NJ

AREA MAP



3D TOUR  

ROUTE 18: 1 MILE
NJ TURNPIKE EXIT 9: 2 MILES
ROUTE 1: 3 MILES
NEWARK AIRPORT: 25 MILES

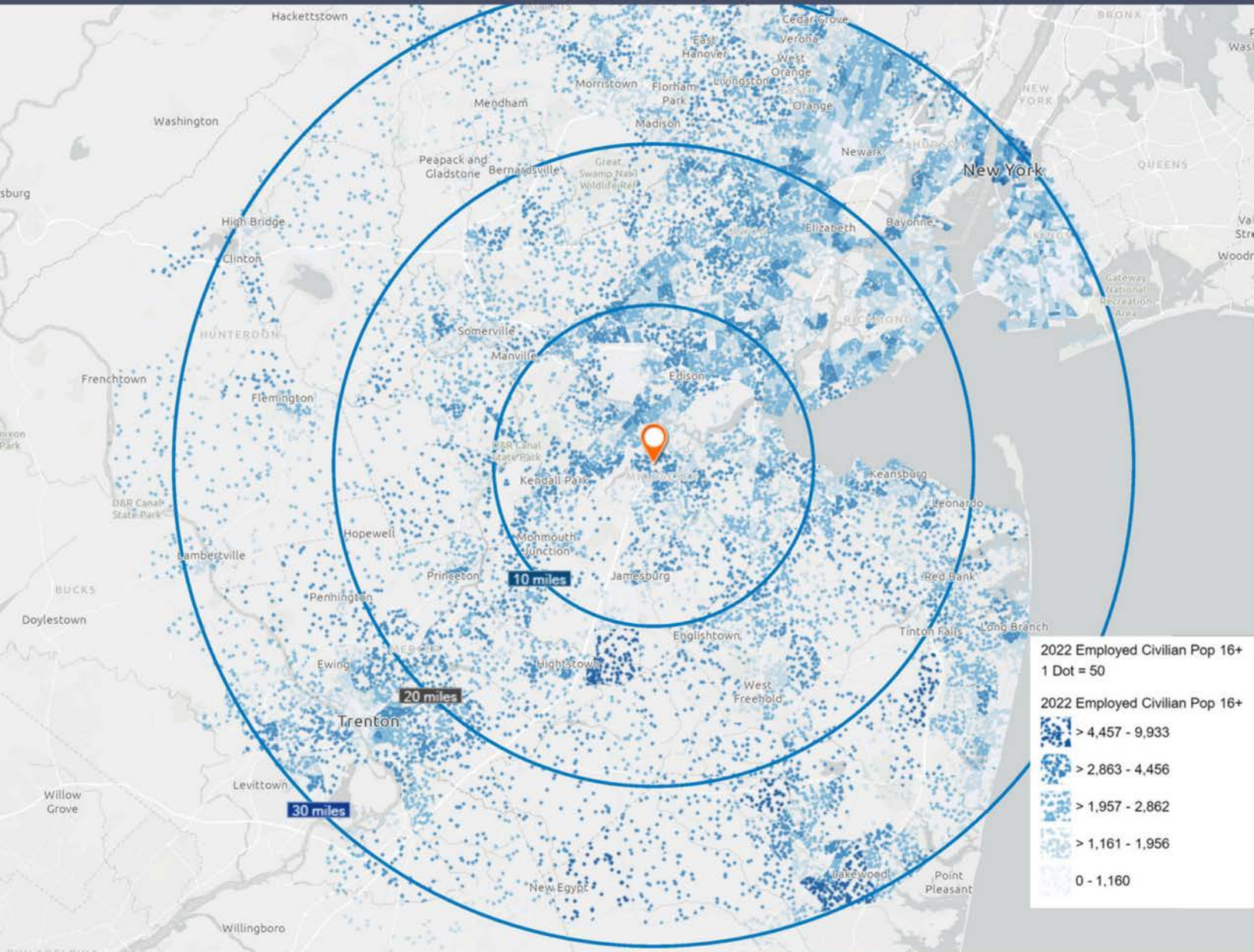
PORT OF NEWARK: 28 MILES
NEW YORK CITY: 35 MILES
PHILAPORT: 60 MILES
PHILADELPHIA AIRPORT: 75 MILES

40C COTTERS LANE

EAST BRUNSWICK, NJ

DEMOGRAPHICS

	10 MILE RADIUS	20 MILE RADIUS	30 MILE RADIUS
TOTAL POPULATION:	821,495	2,654,662	7,814,175
TOTAL LABOR FORCE:	666,595	2,148,380	6,331,877
TRANSPORT/WAREHOUSE WORKERS:	31,831	97,342	252,364
AVERAGE HOUSEHOLD INCOME:	\$158,629	\$172,005	\$160,708



FOR MORE INFORMATION

JASON FISCH, BROKER | VICE PRESIDENT OF LEASING
 ☎ 732-258-3400 ✉ JASON.FISCH@GREEKREP.COM

PATRICK REISTROM | SENIOR LEASING ASSOCIATE
 ☎ 732-609-5829 ✉ PATRICK.REISTROM@GREEKREP.COM



1 KIMBERLY ROAD, SUITE 105
 EAST BRUNSWICK, NJ 08816