



LINDEN LOGISTICS CENTER

BLDG 300
472,610 SF

300 LINDEN LOGISTICS WAY, LINDEN, NEW JERSEY, 07036

AVAILABLE NOW

472,610 SF NEW CONSTRUCTION FOR LEASE

Located within the Largest Logistics Development consisting of 4.1 MSF within the NJ / NY Port Region with proximity to New York City and Newark Liberty International Airport

www.LindenLogisticsCenter.com

472,610 SF
Total Building Size

472,610 SF
Available Size

3,000 SF
Office Size

350' x 1,350'
Building Dimensions

40'
Clear Height

50' x 56'
Column Spacing

75
Dock Doors

2
Drive-in Doors

216
Car Parking Spaces

84
Trailer Parking Spaces

800 LBS PSF
Floor Load

ESFR
Sprinkler

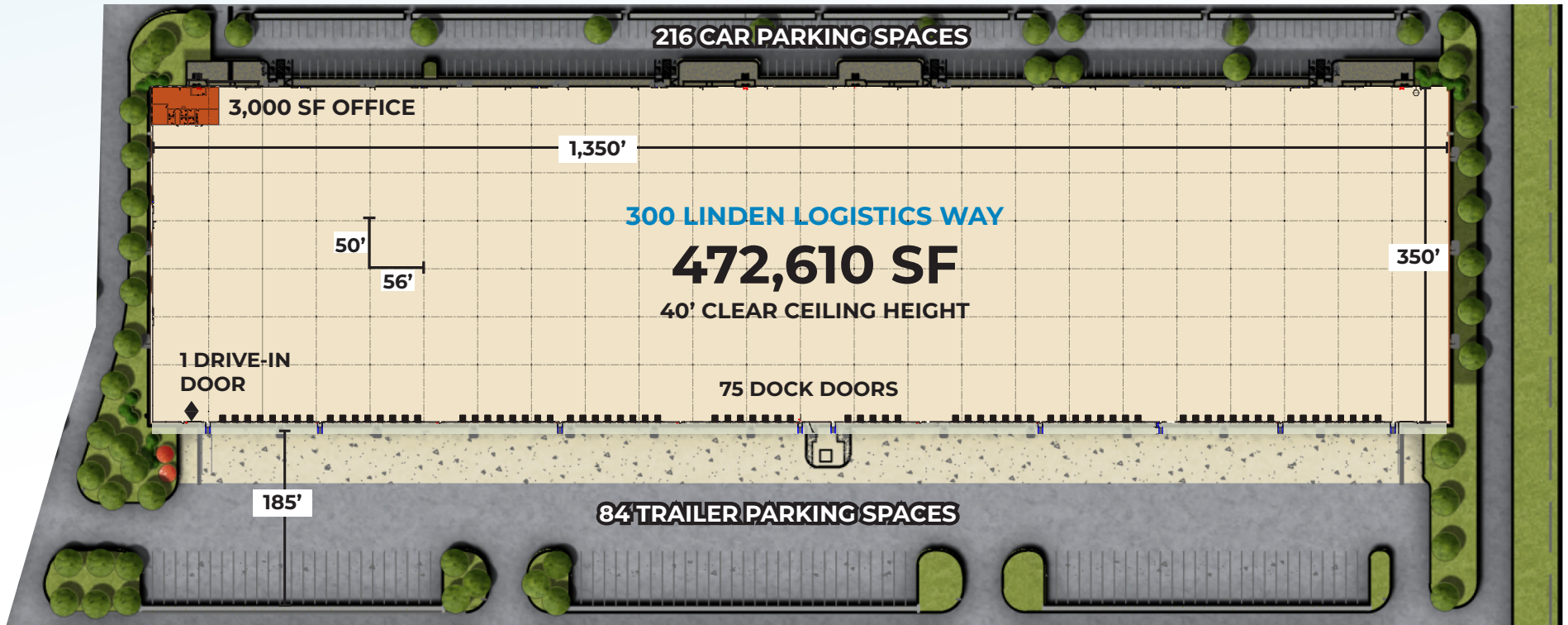
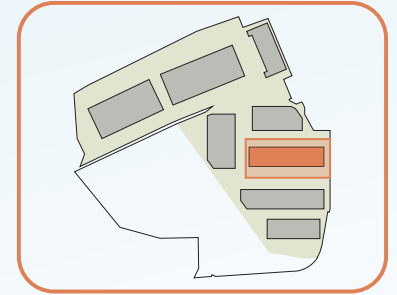
LED
Lighting

To Suit
Power

CBRE

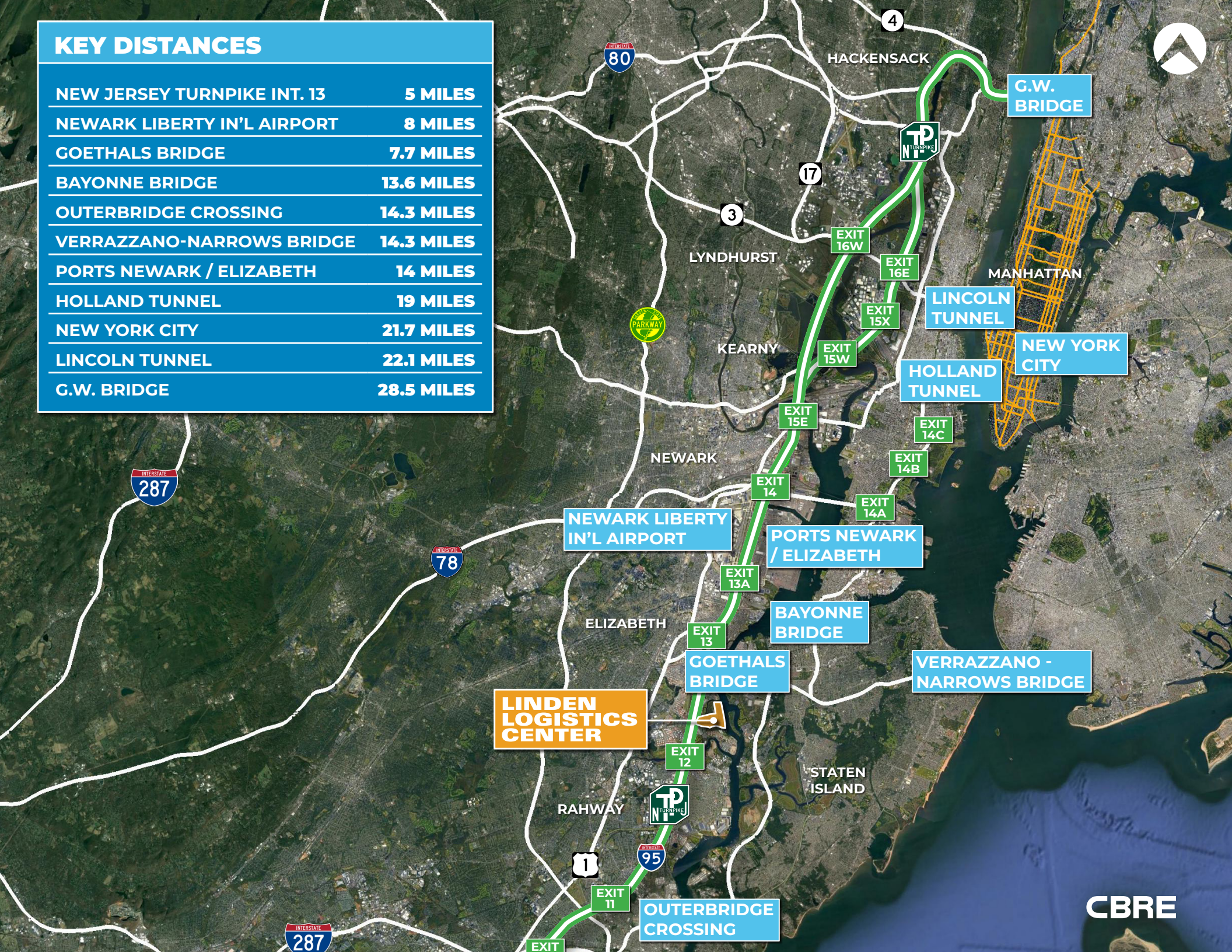


472,610 SF
NEW CONSTRUCTION FOR LEASE



KEY DISTANCES

NEW JERSEY TURNPIKE INT. 13	5 MILES
NEWARK LIBERTY IN'L AIRPORT	8 MILES
GOETHALS BRIDGE	7.7 MILES
BAYONNE BRIDGE	13.6 MILES
OUTERBRIDGE CROSSING	14.3 MILES
VERRAZZANO-NARROWS BRIDGE	14.3 MILES
PORTS NEWARK / ELIZABETH	14 MILES
HOLLAND TUNNEL	19 MILES
NEW YORK CITY	21.7 MILES
LINCOLN TUNNEL	22.1 MILES
G.W. BRIDGE	28.5 MILES





472,610 SF

NEW CONSTRUCTION FOR LEASE
300 LINDEN LOGISTICS WAY

Contact us for more information or to arrange a tour:

www.LindenLogisticsCenter.com

EXCLUSIVE
LEASING AGENT

CBRE

THOMAS F. MONAHAN

Vice Chairman
o +1 201 712 5610
c +1 973 568 6614
thomas.monahan@cbre.com

LARRY SCHIFFENHAUS

Executive Vice President
o +1 201 712 5809
c +1 201 532 5092
larry.schiffenhaus@cbre.com

STEPHEN D'AMATO

Executive Vice President
o +1 201 712 5616
c +1 201 306 3788
stephen.damato@cbre.com

BRIAN GOLDEN

Executive Vice President
o +1 201 712 5607
c +1 732 284 8451
brian.golden@cbre.com



© 2023 CBRE, Inc. All rights reserved. This information has been obtained from sources believed reliable but has not been verified for accuracy or completeness. CBRE, Inc. makes no guarantee, representation or warranty and accepts no responsibility or liability as to the accuracy, completeness, or reliability of the information contained herein. You should conduct a careful, independent investigation of the property and verify all information. Any reliance on this information is solely at your own risk. CBRE and the CBRE logo are service marks of CBRE, Inc. All other marks displayed on this document are the property of their respective owners, and the use of such marks does not imply any affiliation with or endorsement of CBRE. Photos herein are the property of their respective owners. Use of these images without the express written consent of the owner is prohibited.