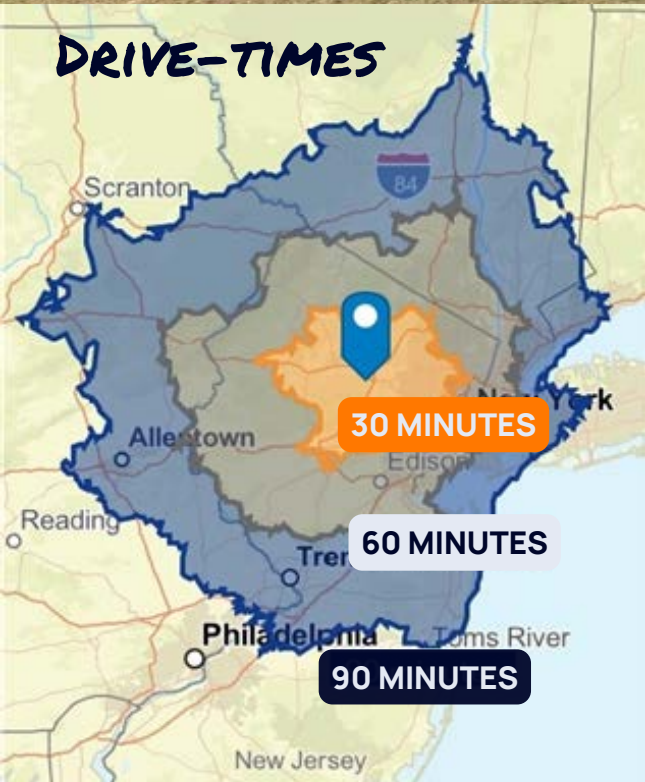




100 LACKAWANNA AVE
PARSIPPANY, NJ

46,855 SF

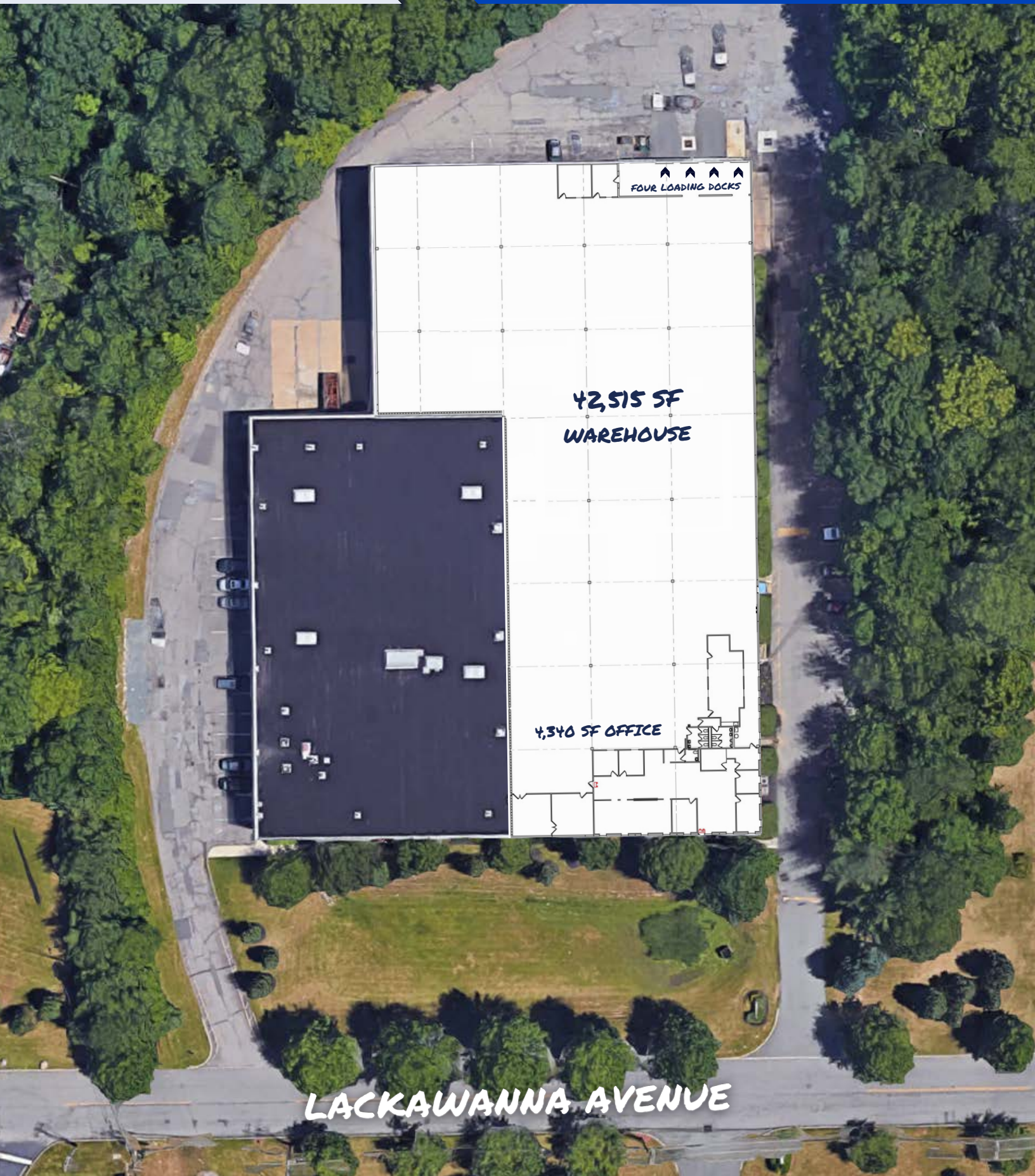


- 4,340 SF OFFICE
- 42,515 SF WAREHOUSE
- BUILT IN 1980
- FOUR (4) LOADING DOCKS
- 40' X 40' COLUMNS
- 22' CLEAR HEIGHT
- .33/3,000 SPRINKLER SYSTEM
- 400 AMP, 480V 3-PHASE ELECTRICAL SERVICE
- AMPLE PARKING
- FULLY CONDITIONED SPACE

3D TOUR  **COMING SOON**

100 LACKAWANNA AVE
PARSIPPANY, NJ

SITE PLAN



↑ ↑ ↑ ↑
FOUR LOADING DOCKS

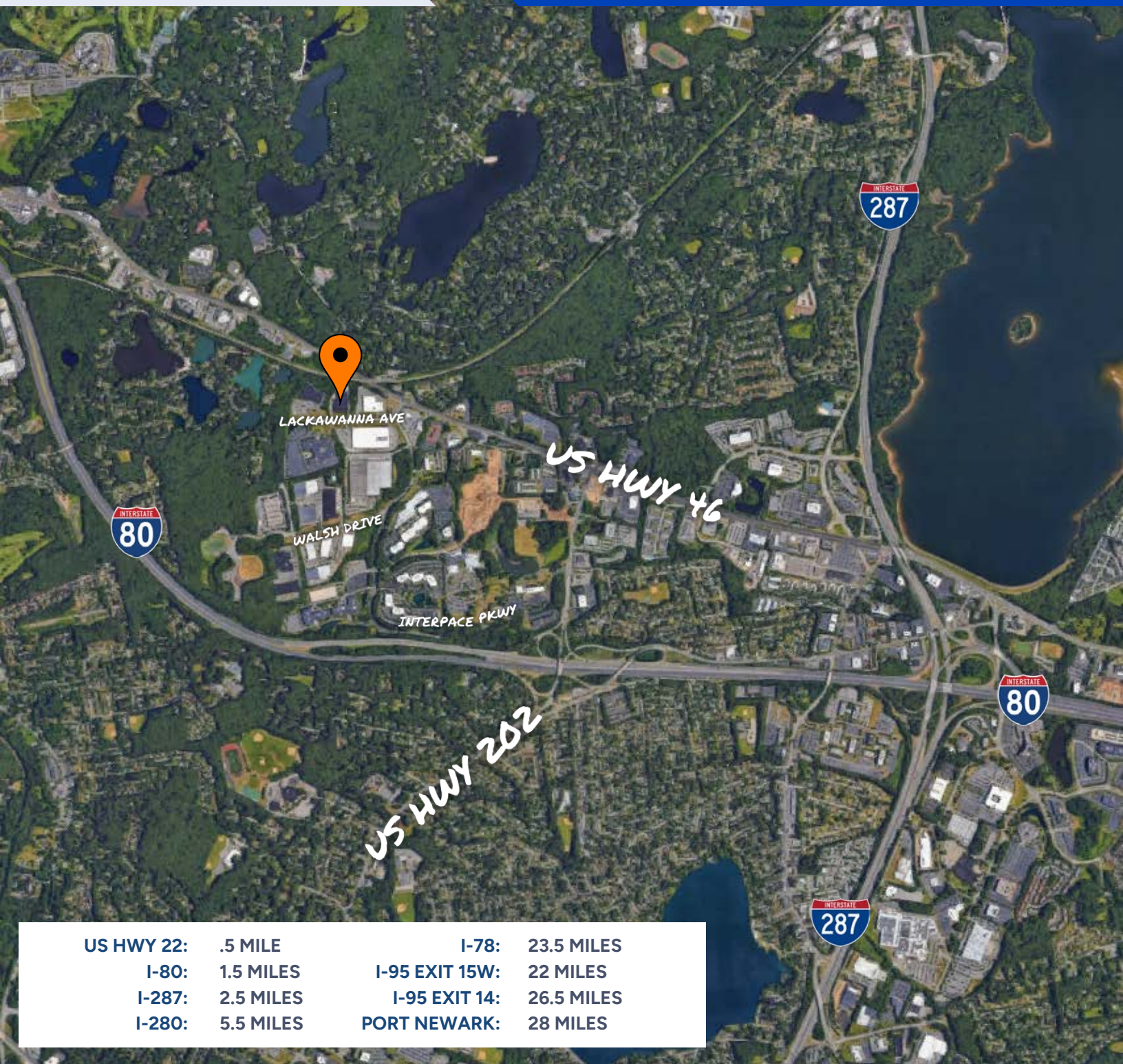
42,515 SF
WAREHOUSE

4,340 SF OFFICE

LACKAWANNA AVENUE

100 LACKAWANNA AVE PARSIPPANY, NJ

AREA MAP



US HWY 22:	.5 MILE	I-78:	23.5 MILES
I-80:	1.5 MILES	I-95 EXIT 15W:	22 MILES
I-287:	2.5 MILES	I-95 EXIT 14:	26.5 MILES
I-280:	5.5 MILES	PORT NEWARK:	28 MILES

FOR MORE INFORMATION

JASON FISCH, BROKER | VICE PRESIDENT OF LEASING
☎ 732-258-3400 ✉ JASON.FISCH@GREEKREP.COM

PATRICK REISTROM | SENIOR LEASING ASSOCIATE
☎ 732-609-5829 ✉ PATRICK.REISTROM@GREEKREP.COM



1 KIMBERLY ROAD, SUITE 105
EAST BRUNSWICK, NJ 08816

